



HIGH STANDARDS – PERFECT FIT

- Mask cushion stands up to high pressures; forehead cushion adjusts automatically
- Headgear designed for high pressures
- Excellent fit in three sizes

TOP-LEVEL SAFETY AT ALL TIMES

- Integrated, brightly colored quick-release cord for emergencies
- Single-Patient-Use mask prevents cross-contamination
- Simple use for safest treatment

HIGHLY EFFICIENT IN ALL MATTERS

- Two-chamber packaging system for safe, hygienic use
- Excellent quality at a competitive price
- Correct sizing using fitting template

UNIVERSAL USE WITH EVERY SYSTEM

- Suitable for all conventional ventilators
- Four interchangeable elbows for every clinical application
- Endoscopy possible without interrupting ventilation

| ORDERING INFORMATION | | | |
|---|----------------------------------|---|----------------------------------|
| Article, one item per package | Article Number | Article, 10 items per package | Article Number |
| JOYCEclinic FF NV ■ Size S ■ Size M ■ Size L | WM 26805 WM 26815 WM 26825 | JOYCEclinic FF NV ■ Size S ■ Size M ■ Size L | WM 26857 WM 26858 WM 26859 |
| JOYCEclinic FF NV + AAV (Leakage 1) ■ Size S ■ Size M ■ Size L | WM 26845 WM 26855 WM 26865 | JOYCEclinic FF NV + AAV (Leakage 1) ■ Size S ■ Size M ■ Size L | WM 26869 WM 26870 WM 26871 |
| JOYCEclinic FF vented (Leakage 2) ■ Size S ■ Size M ■ Size L | WM 26840 WM 26850 WM 26860 | JOYCEclinic FF vented (Leakage 2) ■ Size S ■ Size M ■ Size L | WM 26866 WM 26867 WM 26868 |

| REPLACEMENT PARTS | | | |
|-------------------|----------|------------------------------------|----------|
| NV Elbow | WM 25269 | Headgear JOYCEclinic FF (5 pieces) | WM 26835 |
| NV Elbow + AAV | WM 26834 | Endoscope adapter | WM 15864 |
| Vented elbow | WM 26833 | Rotating joint Adapter * | WM 26916 |

| TECHNICAL DATA | | | |
|---|---------------------|--|----------------------------|
| Product class as per Directive 93 / 42 / EEC | Ila | Treatment pressure range | 4 hPa - 50 hPa |
| Tube connection in accordance with EN ISO 5356-1 | Ø 22 mm (female) | Geometric dead space ■ Size S ■ Size M ■ Size L | 210 ml 240 ml 290 ml |

*Rotating joint Adapter = included in the supply schedule for all vented variants



Subject to technical changes without notice.

08/2016

p-joyceclinic-ev2



JOYCEclinic FF
Single-Patient-Use-Mask

Homecare
Pneumology
Neonatology
Anaesthesia
INTENSIVE CARE VENTILATION
Sleep Diagnostics
Service
Patient Support

JOYCEclinic FF

NO COMPROMISES.

With our new single-patient-use full-face mask for acute non-invasive ventilation, you will experience the familiar quality from Heinen + Löwenstein. Despite cost concerns in the hospital, you need not make any compromises.

JOYCEclinic FF allows fast and simple mask fittings and a secure and comfortable fit even at pressures of up to 50 hPa.

With a choice of four different, interchangeable elbow adapters, you will find the right mask for every situation and device combination.

The headgear, which remains firmly in place even at high pressures, can be disconnected quickly and simply by pulling on the highly visible quick-release cord.

JOYCEclinic FF comes pre-assembled in three sizes in the variants non-vented, non-vented with AAV (Leakage 1) and vented with AAV (Leakage 2). Available as a practical accessory, the Endoscope Adapter permits bronchoscopy without interrupting ventilation. The elbow adapters N, NV+ AVV and Vented also are available as replacement parts.

ELBOW ADAPTER



NV without AAV®



NV with AAV®
(Leakage 1)



V with AAV®
(Leakage 2)

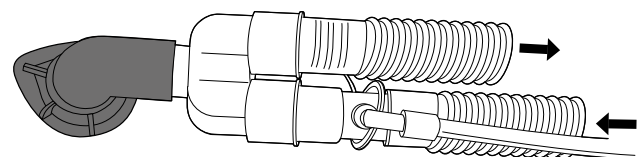


Endoscope adapter

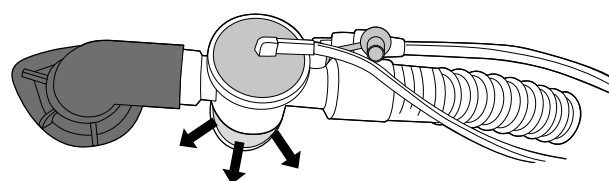
*AAV = Anti-Asphyxia-Valve

WHICH ELBOW DO I USE?

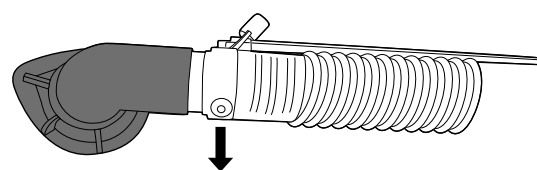
NV elbow with ...



- Double Patient Circuit with separate inspiration and expiration and expiration valve at device end of tube

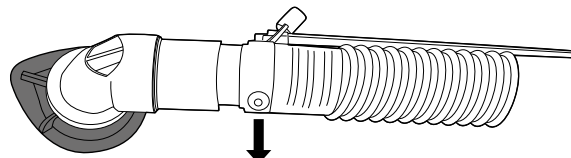


- Single Patient Circuit with expiration valve close to patient

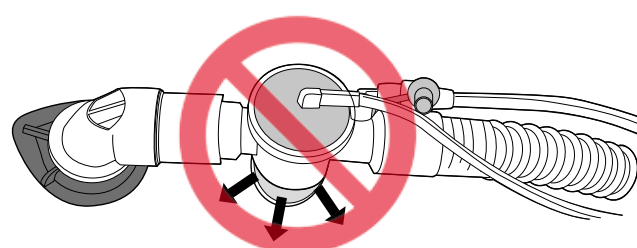


- Single Patient Circuit with CO2 leakage

NV + AVV elbow with ...

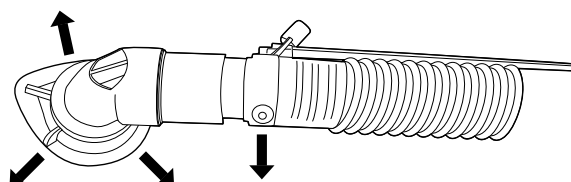


- Single Patient Circuit with CO2 leakage and additional safety in event of device failure (Anti-Asphyxia Valve)
- Standard combination for ventilators with leakage system

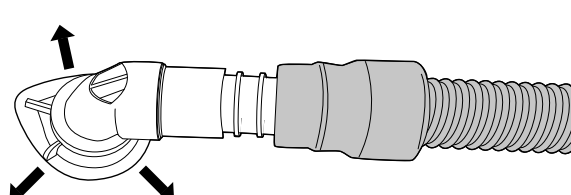


- Single Patient Circuit with expiration valve close to patient **may not** be used. The flow is not high enough to hold open the anti-asphyxia valve.

Vented elbow with ...



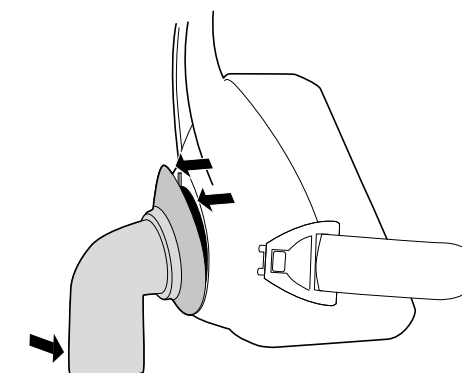
- Single Patient Circuit with CO₂ leakage. Increased leakage for more effective CO₂ elimination



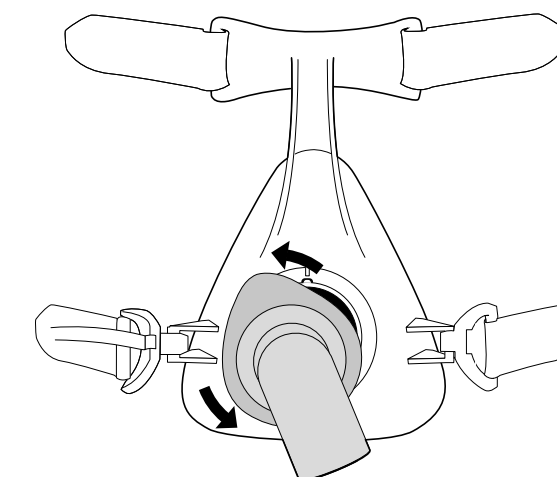
- Adapter and CPAP tube for use of prisma VENT or comparable ventilators
- External exhalation system (e.g. Silentflow 2) instead of adapter for more effective CO₂ elimination

HOW DO I LOOSEN THE ELBOW?

Press and turn the retaining ring to loosen it from the mask frame:



Hold the elbow firmly. With the ball of the thumb, press it toward the mask frame to lift the top of the retaining ring from the frame.



Turn the raised elbow toward the left from the 12 o'clock position to 11 o'clock to loosen and remove.

